



Client Name






Technical Features

| |
|-----------------------------|
| System Type |
| Frequency Response |
| Nominal Impedence |
| Sensitivity |
| Crossover Frequency |
| Power RMS |
| Recommended Power Amplifier |
| Components: Woofer |
| Compression Driver |
| Wooden Horn |
| Cabinet |
| Finish |
| Dimensions cm (h x w x d) |
| Net Weight |

CLIENT NAME WFP

| |
|--|
| Bass Reflex |
| 32 Hz - 21 KHz |
| 8 Ohm |
| 98 dB 1mt. /1W |
| 700 Hz - 12 dB oct. |
| 300 Watts |
| 10 : 500 Watts |
| 390 mm. - coil 100 mm. |
| 1" - coil 44 mm |
| Omniray GZ 14" |
| 40 mm. Mdf Black |
| 40 mm. Solid Wood Cherry/Walnut/Natural |
| h 112 x 52 x p 75 |
| 70 kg |

CHOICE OF FINISHES

| | |
|---|---------|
|  | Cherry |
|  | Walnut |
|  | Natural |